

autoAx: An Automatic Design Space Exploration and Circuit Building Methodology utilizing Libraries of Approximate Components

Vojtech Mrazek^{1,2}
mrazek@fit.vutbr.cz

Muhammad Abdullah Hanif²
muhammad.hanif@tuwien.ac.at

Zdenek Vasicek¹
vasicek@fit.vutbr.cz

Lukas Sekanina¹
sekanina@fit.vutbr.cz

Muhammad Shafique²
muhammad.shafique@tuwien.ac.at

¹Faculty of Information Technology, IT4Innovations Centre of Excellence, Brno University of Technology, Czech Republic

²Institute of Computer Engineering, Vienna University of Technology (TU Wien), Austria

ABSTRACT

Approximate computing is an emerging paradigm for developing highly energy-efficient computing systems such as various accelerators. In the literature, many libraries of elementary approximate circuits have already been proposed to simplify the design process of approximate accelerators. Because these libraries contain from tens to thousands of approximate implementations for a single arithmetic operation it is intractable to find an optimal combination of approximate circuits in the library even for an application consisting of a few operations. An open problem is “how to effectively combine circuits from these libraries to construct complex approximate accelerators”. This paper proposes a novel methodology for *searching*, *selecting* and *combining* the most suitable approximate circuits from a set of available libraries to generate an approximate accelerator for a given application. To enable fast design space generation and exploration, the methodology utilizes machine learning techniques to create computational models estimating the overall quality of processing and hardware cost without performing full synthesis at the accelerator level. Using the methodology, we construct hundreds of approximate accelerators (for a Sobel edge detector) showing different but relevant tradeoffs between the quality of processing and hardware cost and identify a corresponding Pareto-frontier. Furthermore, when searching for approximate implementations of a generic Gaussian filter consisting of 17 arithmetic operations, the proposed approach allows us to identify approximately 10^3 highly relevant implementations from 10^{23} possible solutions in a few hours, while the exhaustive search would take four months on a high-end processor.

1 INTRODUCTION

Approximate computing is an emerging paradigm that allows to develop highly energy-efficient computing systems such as various hardware accelerators for image filtering, video processing and

data mining. It capitalizes inherent error resilience of many applications to trade Quality of Result (QoR) with energy efficiency. At the circuit level, functional approximation is achieved by employing approximate implementations for carefully selected operations of the accelerator. Literature contains a good body of works dealing with automated design methods for approximate circuits, e.g., CGP [13], SALSA [15], SASIMI [14]. Majority of these works focus on elementary approximate circuits such as approximate adders and multipliers because they are building blocks of many applications. Approximate implementations of arithmetic circuits can also be downloaded (at the level of synthesized netlist or C code) from open source libraries such as [9] or created using quality-configurable approximate structures (such as QuAd adders [3], GeAR adders [12], structured multipliers [10] or Broken-array multipliers (BAM) [4, 6]). All the approximate circuits available in these libraries are fully characterized in terms of electrical properties and various error metrics.

Because these libraries contain from tens to thousands of approximate implementations for each arithmetic operation, the user is provided with a broad set of implementation options to reach the best possible tradeoff between QoR and energy (or other hardware parameters) at the accelerator level. However, **it is intractable to find an optimal combination of approximate circuits** even for an accelerator consisting of a few operations. The problem addressed in this paper is to *identify the most suitable replacement of arithmetic operations of target accelerator with approximate circuits available in the library*. As it is a multi-objective optimization problem, there is no single optimal solution, rather multiple ones typically exist. We are primarily interested in approximate circuits belonging to the *Pareto frontier* that contains the so-called non-dominated solutions. Consider two objectives to be minimized, for example, the mean error and energy. Circuit C1 (Pareto) *dominates* another circuit C2 if: 1) C1 is no worse than C2 in all objectives and 2) C1 is strictly better than C2 in at least one objective.

This problem resembles the binding step of the high-level synthesis (HLS) whose objective is to (i) map elementary operations of the algorithm to specific instances of components that are available in the component library, and (ii) optimize hardware parameters such as latency, area and power consumption. In the context of approximate circuits, the principal difference and **difficulty lies in the QoR evaluation** at the accelerator level. Except some very specific cases (e.g. [7, 8]), it is in general unknown how the errors propagate if two or more approximate circuits are connected in a more complex circuit. A common approach is to estimate the

Permission to make digital or hard copies of all or part of this work for personal or classroom use is granted without fee provided that copies are not made or distributed for profit or commercial advantage and that copies bear this notice and the full citation on the first page. Copyrights for components of this work owned by others than the author(s) must be honored. Abstracting with credit is permitted. To copy otherwise, or republish, to post on servers or to redistribute to lists, requires prior specific permission and/or a fee. Request permissions from permissions@acm.org.

DAC '19, June 2–6, 2019, Las Vegas, NV, USA

© 2019 Copyright held by the owner/author(s). Publication rights licensed to ACM.

ACM ISBN 978-1-4503-6725-7/19/06...\$15.00

<https://doi.org/10.1145/3316781.3317781>

resulting error using either analytic or statistical techniques, but it usually is a very unreliable approach as seen in [5]. If the problem is simplified in such a way that the only approximation technique is truncation then an optimal number of bits to be approximated can be determined [11].

Proposed Methodology: In this paper, our objective is to identify the most suitable replacement of arithmetic operations (of the original accelerator) with approximate circuits. It is assumed that approximate circuits available in a library are fully characterized (in terms of error and hardware parameters), but nothing is assumed about their internal structure (i.e., an arbitrary approximation technique can be used to build the elementary approximate circuit, not only truncation). As a huge number of candidate replacements exist, the key idea is to eliminate as many clearly sub-optimal solutions as possible without performing precise evaluation of QoR and time-consuming circuit synthesis at the accelerator level. In order to estimate QoR, we propose to build a computational model using the error metrics (which are pre-calculated for each approximate circuit in the library) and machine learning techniques. The error model is then used to estimate QoR of candidate designs during the design space exploration process. Similarly, another computational model is constructed and applied to estimate hardware parameters in the design space exploration process. A similar approach has already been applied for common circuits on FPGAs [1]. In the context of approximate computing, machine learning techniques were applied to estimate QoR in the design of approximate accelerators in which the approximations are based on using multiple voltage islands [16]. In our methodology, due to the enormous number of possible candidate solutions, the resulting Pareto frontier is identified using a hill climbing algorithm which works with estimated QoR and estimated hardware parameters.

Novel Contributions: In this paper, we propose a novel methodology for *searching, selecting and combining* the most suitable approximate circuits from a set of available libraries to generate an approximate accelerator for a given application. **To address the aforementioned scientific challenges, in this paper, we make the following key contributions.** (i) A new QoR estimation technique is developed, which is based on computational models constructed using machine learning methods. This technique works with arbitrary approximate circuits, i.e., not only with those created by truncation or other well-understood methods. (ii) A new heuristic Pareto frontier construction algorithm, based on proposed estimation techniques, is presented and evaluated. (iii) The proposed methodology is evaluated using three case studies (Sobel edge detector, Gaussian filter with fixed coefficients and Generic Gaussian filter) in which approximate accelerators showing high-quality tradeoffs between QoR and hardware parameters are generated in a fully automated way using a library containing thousands of approximate circuits. The proposed method significantly reduces the number of design alternatives that have to be considered and evaluated.

2 PROPOSED METHODOLOGY

2.1 Overview

The methodology requires the following input from the user: a hardware description of the chosen accelerator, corresponding software model and training (benchmark) data. Hierarchical hardware

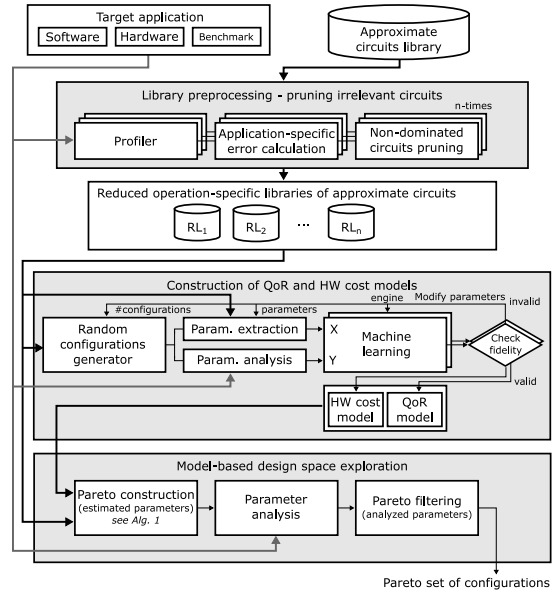


Figure 1: Overview of the proposed *autoAx* methodology.

as well as software models are expected in order to be able to replace relevant operations with their approximate versions, and to evaluate how this change affects the QoR. Approximate circuits are taken from a library, in which each of them is fully characterized and many approximate implementations exist for each operation.

Let the accelerator contain n operations that can be implemented using some approximate circuits for the library. By *configuration* we mean a particular assignment of approximate circuits from the library to n operations of the accelerator. The goal of the methodology is to find a Pareto set of *configurations* where the design objectives to be optimized are QoR (e.g., SSIM, PSNR etc.) and hardware cost (e.g., area, delay, power or energy).

The whole process consists of three steps as illustrated in Figure 1.

Step 1: The library of the approximate circuits is pre-processed in such a way that clearly irrelevant circuits are removed. The irrelevant circuits are identified on the basis of their quality (measured w.r.t. a particular application) and hardware cost.

Step 2: Computational models enabling to estimate QoR and hardware cost are constructed by means of some machine learning algorithm. A small (randomly selected) subset of possible configurations is used for learning of the computational models.

Step 3: The Pareto frontier reflecting QoR and HW cost is constructed. To quickly remove as many low-quality solutions as possible, the construction algorithm employs the values estimated by the proposed models. The final Pareto front is then constructed using precisely computed QoR and hardware parameters by means of simulation and synthesis.

2.2 Library pre-processing

For each operation of the accelerator, a suitable subset of approximate circuits is separately identified in the library by means of benchmark data. For example, if k -th operation of the accelerator is 8-bit addition then the objective of this step is to identify approximate 8 bit adders that form the Pareto front with respect to

a suitable error metric (score) and hardware cost. We propose to base the selection on probability mass function (PMF) of the given operation which can be easily determined by simulation of the accelerator on benchmark data.

This process can be formalized as follows. Let I denote a set of all possible combination of values from the benchmark data set that can occur on the input of k -th operation $M(x_1, x_2, \dots)$, $x \in I$, $k = 1 \dots n$. Then, $D_k : I \rightarrow \mathbb{R}$ denoting the PMF of this operation is defined as $D_k(i_1, i_2, \dots) = Pr(x_1 = i_1 \wedge x_2 = i_2 \wedge \dots)$. This function is used to determine a score (weighted mean error distance) of an approximate circuit \tilde{M} implementing k -th operation as follows: $WMED_k(\tilde{M}) = \sum_{i \in I} D_k(i) \cdot |M(i) - \tilde{M}(i)|$ For each operation of the accelerator, this score is then used together with hardware cost to identify only those approximate circuits (i.e., 8-bit adders in our example) that are lying on a Pareto frontier.

2.3 Models construction

Since the full synthesis and simulation are typically very time consuming processes, it is intractable to use them to perform the analysis of hardware cost and QoR for every possible configuration of the accelerator. To address this issue, we propose to construct two independent computational models, one for estimating QoR and a second for estimating hardware parameters. The estimation is based on the parameters of approximate circuits belonging to one selected configuration.

The models are constructed independently using a suitable supervised *machine learning algorithm*. The learning process is based on providing example input–output pairs. In our case, each input–output pair corresponds with a particular configuration. One input is represented by a vector, which contains a subset of hardware or quality parameters of each approximate circuit realizing one of operations as defined by the configuration. The output is a single value of QoR or hardware cost that is obtained by simulation and synthesis of the concrete accelerator with the given configuration. For learning, we have to generate a training set typically containing from hundreds or thousands of configurations.

The goal of this step is to obtain high-quality models. A set of configurations different from the training set is used to determine the quality of the model and avoid *overfitting*¹. Typically, the accuracy is optimized by the machine learning algorithms. However, as the models are used for determining a relation between two different configurations, it is not necessary to focus on the accuracy. We propose to consider *fidelity* as the optimization criterion and maximize the fidelity of the model. The fidelity tells us how often the estimated values are in the same relation ($<$, $=$ or $>$) as the real values for each pair of configurations. If the fidelity of the constructed model is insufficient, we have to tune parameters of the chosen learning algorithm or select a different learning engine.

2.4 Model-based design space exploration

In this step, Pareto frontier containing those configurations that show the best tradeoffs between QoR and hardware cost is constructed. In order to avoid time-consuming simulation and synthesis, the construction is divided into two stages. In the first stage, the

¹the estimated values correspond too closely or exactly to training output values, and the model may, therefore, fail in fitting additional data

Algorithm 1 Pareto set construction

INPUT: RL – set of libraries, $RL = \{RL_1, RL_2, \dots, RL_n\}$,

M_{HW} – HW costs model, M_{QoR} – quality model

OUTPUT: Pareto set $P \subseteq RL_1 \times RL_2 \times \dots \times RL_n$

function HEURISTICPARETOCONSTRUCTION(RL, M_{QoR}, M_C)

$Parent \leftarrow \text{PICKRANDOMLYFROM}(RL_1 \times RL_2 \times \dots \times RL_n)$

$P \leftarrow \emptyset$

while $\neg \text{TerminationCondition}$ **do**

$C \leftarrow \text{GETNEIGHBOUR}(Parent)$

$e_{QoR} \leftarrow M_{QoR}(C)$

▷ Estimate the quality of C

$e_{HW} \leftarrow M_{HW}(C)$

▷ Estimate the HW costs of C

if PARETOINSERT($P, (e_{QoR}, e_{HW}), C$) **then**

$Parent \leftarrow C$

else if StagnationDetected **then** ▷ Parent not changed in last k iterations

$Parent \leftarrow \text{PICKRANDOMLYFROM}(P)$

end if

end while

return P

end function

computational models that we have developed in the previous step are used to build a pseudo Pareto set of potentially good configurations. In the second stage, based on the configurations forming the pseudo Pareto set, a set of approximate accelerators is determined, fully synthesized and analyzed by means of a simulator and benchmark data. A real QoR and real hardware cost is assigned to each configuration. Finally, these real values are used to construct the final Pareto set.

Although the first step reduced the number of possible configurations, the number of combinations may still be enormous especially for complex problems consisting of tens of operations. Therefore, we proposed an iterative heuristic algorithm (Algorithm 1) to construct the pseudo Pareto set. The algorithm is a variant of stochastic hill climbing which starts with a random configuration (denoted as $Parent$), selects a neighbor at random (denoted as C), and decides whether to move to that neighbor or to examine another. The neighbor configuration is derived from $Parent$ by modifying a randomly chosen item of the configuration (i.e., another circuit is picked from the library for a randomly chosen operation). The quality and hardware cost parameters of C (e_{QoR} and e_{HW}) are estimated by means of appropriate estimation models. If the estimated values dominate those already present in Pareto set P , configuration C is inserted to the set, the set is updated (operation PARETOINSERT) and the candidate is used as the $Parent$ in the next iteration. In order to avoid getting stuck in a local optimum, restarts are used. If the $Parent$ remains unchanged for k successive iterations, the $Parent$ is replaced by a randomly chosen configuration from P . The quality of the resulting Pareto set depends on the fidelity of the estimation models and on the number of allowed iterations. The higher fidelity, the better results. The number of iterations depends on the chosen termination condition. It can be determined by the size of P , execution time, or the maximum allowed number of iterations.

3 EXPERIMENTAL SETUP

The proposed methodology is evaluated on three accelerators of different complexity that are typically used as benchmarks in the area of image processing. In particular, Sobel edge detector (Sobel ED), Gaussian filter with fixed coefficients (Fixed GF) and Generic Gaussian filter (Generic GF) working on 3x3 filter kernel were chosen. While the approximation of the first problem is solvable by an

Table 1: The number of operations in target accelerators

Problem	Adder			Subtractor		Multiplier	Total #
	8-bit	9-bit	16-bit	10-bit	16-bit	8-bit	
Sobel ED	2	2	–	1	–	–	5
Fixed GF	4	2	4	–	1	–	11
Generic GF	–	–	8	–	–	9	17

exhaustive enumeration of all possible configurations, the Generic GF consists of 17 operations and represents a non-trivial problem. The particular instances of the operations the chosen problems consist of are reported in Table 1. In all cases, 8-bit gray-scale images are considered at the input. The problems were described in Verilog HDL which is used for synthesis (HW model) and in C++ (SW model) which is used for QoR analysis. The images consisting of 384×256 pixels from Berkeley Segmentation Dataset² are used as benchmark data. To evaluate QoR, i.e., to determine the difference between the output of approximate and accurate implementations, we chose a commonly used measure known as the *structural similarity* index (SSIM). To determine the hardware cost, Synopsys Design Compiler targeting 45 nm ASIC technology was employed as a synthesis tool. The total *area on the chip* was considered in this study as a cost parameter.

The approximate circuits implementing each of six operations shown in Table 1 are obtained from an extended version of EvoApprox [9] library. In addition to that, QuAd [3] adders and BAM [6] multipliers are utilized. The total number of various circuits that are available in our initial library is shown in Table 2.

Table 2: Approximate circuits included in the library

instance	Adder			Subtractor		Multiplier
	8-bit	9-bit	16-bit	10-bit	16-bit	8-bit
# implementations	6979	332	884	365	460	29911

We implemented *Sobel edge detector* for detecting vertical edges. Its structure is shown in Figure 2a. It consists of four adders, one subtractor and two shifts. For QoR analysis, 24 images from the benchmark data set were employed.

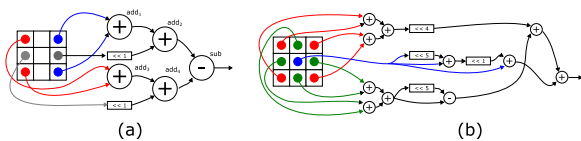


Figure 2: Architecture of (a) Sobel edge detector; (b) fixed Gaussian filter

The filter kernel for the *Fixed GF* was generated using the following parameters: $w = 3, \sigma = 2$. Since the coefficients are constant, multiplierless constant multipliers (MCMs) can be employed. The architecture of this filter is shown in Figure 2b. The filter thus consists of adders, subtractors and shifts only. The optimum MCMs were obtained using *SPIRAL tool* [2]. For QoR analysis, 24 images from the benchmark data set were employed.

Contrasted to the fixed GF, the generic GF is, in fact, a common convolution filter with variable kernel coefficients. The hardware model consists of nine 8-bit multipliers whose results are summed. To evaluate QoR, we created a C++ model which considers 50

²<https://www2.eecs.berkeley.edu/Research/Projects/CS/vision/bsds/>

different Gaussian kernels generated for $w = 3$ and σ ranging from 0.3 to 0.8. Four images were selected from the benchmark dataset. In total, 200 different simulations have been performed during QoR and the average SSIM was used as the quality indicator.

4 RESULTS

The results are divided into two parts. Firstly, a detailed analysis of the results for the Sobel ED is provided to illustrate the principle of the proposed methodology. In the second part, only the final results are discussed due to the complexity of these problems and a limited space.

4.1 Sobel edge detector

4.1.1 Library pre-processing. To eliminate irrelevant circuits from the library, a score is calculated for each circuit in the library. Firstly, the target accelerator is profiled with a profiler which calculates the probability mass functions D_k for all operations (Figure 3). Note that add_3 (resp. add_4) has almost identical PMF with add_1 (resp. add_2). Figure 3 shows that operand values (neighbour pixels) are typically very close. In the plot dealing with D_{add_2} one can see regular white stripes caused by shifting of the second operand.

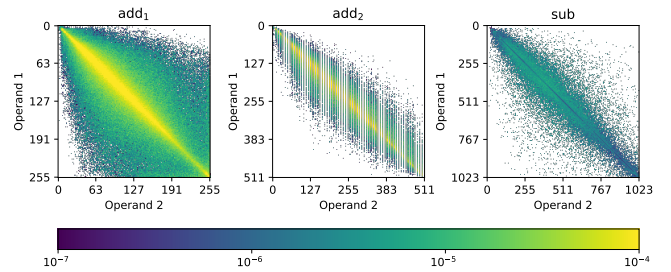


Figure 3: Probability mass function of operations in the Sobel ED

Using the obtained probabilities, we calculated $WMED_k$ for all approximate circuits implementing k -th operation. Then we executed a component filtering process guided by *area* and $WMED_k$ parameters of the isolated circuits and kept only Pareto optimal implementations. At the end of this process, the number of circuits in reduced libraries is $|RL_{add_1}| = 35, |RL_{add_2}| = 32, |RL_{add_3}| = 37, |RL_{add_4}| = 33,$ and $|RL_{sub}| = 36$.

4.1.2 Model construction. The next step in the methodology is to construct models estimating SSIM and hardware parameters using parameters of the circuits belonging to one selected configuration. We used $WMED$ of all employed circuits as the input vector for the QoR model. For the hardware model we used *power, area* and *delay* of all circuits as the input vector. Several learning engines were compared to identify the most suitable one for our methodology (1500 configurations for learning and 1500 configurations for testing were randomly generated using the reduced libraries).

The considered learning engines were the regression algorithms from *scikit-learn* tool for Python. Additionally, we constructed naïve models for area ($M_a(C) = \sum_{v \in C} area(c)$) and for SSIM ($M_{SSIM}(C) = -\sum_{v \in C} WMED_k(c)$) to test if SSIM correlates with the cumulative arithmetic error and if the area correlates with the sum of areas of all employed circuits. These simple models were also considered in our comparisons.

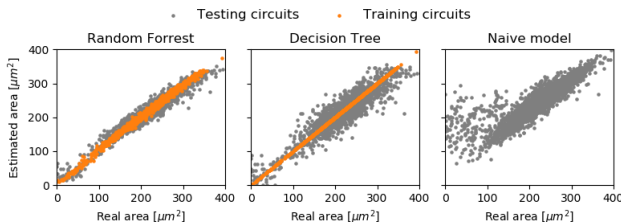
Table 3: The fidelity of models for Sobel edge detector constructed by different learning engines.

Learning algorithm	SSIM		Area	
	Train	Test	Train	Test
Random Forest	99%	96%	97%	92%
Decision Tree	100%	95%	100%	86%
K-Neighbors	94%	94%	91%	89%
Bayesian Ridge	90%	90%	91%	91%
Partial least squares	90%	90%	91%	90%
Lasso	90%	90%	91%	90%
Naïve model	—	90%	—	88%
Ada Boost	90%	90%	90%	88%
Least-angle	90%	90%	71%	72%
Gradient Boosting	89%	89%	92%	91%
MLP neural network	86%	83%	92%	91%
Gaussian process	100%	71%	100%	55%
Kernel ridge	41%	42%	90%	90%
Stochastic Gradient Descent	24%	25%	75%	74%

Table 3 shows the fidelities for all constructed models when evaluated on the training and testing data sets. The best result for the testing data sets are provided by random forest consisting of 100 different trees. The correlation between estimated and real area is shown in Figure 4. The naïve models exhibit unsatisfactory results especially for small resulting approximate accelerators. When we analyze some of these cases in detail we observe that the inaccuracy was typically caused by the last operation in the application (i.e., *sub*). As this operation shows a big error, it is significantly simplified by the synthesis tool and as a consequence of that many other circuits are removed from the circuit because their outputs are no longer connected to any component. Hence the real area of these circuits was significantly smaller than the area calculated using the library. Due to this elimination, machine learning methods based on conditional structures (e.g., trees) exhibit better performance than methods primarily utilizing algebraic approaches (e.g., MLP NN).

We tried to understand the impact of input parameters on the model quality. Including different error metrics such as the error variance did not improve the fidelity of QoR models. In contrast, omitting of power and delay in hardware modeling led to 2% lower fidelities of these models in average.

4.1.3 Model-based design space exploration. In this part, the quality of proposed heuristic algorithm that we used for Pareto frontier construction is evaluated. Because of a low number of operations in Sobel ED, we are able to evaluate all possible configurations derivable from the reduced libraries RL_k (i.e., $4.92 \cdot 10^7$ configurations


Figure 4: Correlation of estimated area and real area obtained by synthesis tool for the selected learning engines used in Sobel ED experiment.

in total). Note that the limit for stagnation detection was set to 50 iterations in Alg. 1.

Table 4: Distances of the configurations identified by the proposed algorithm and random search from the optimal Pareto front. The lower value the better.

Algorithm	#eval	#Pareto	To optimal		From optimal	
			avg	max	avg	max
Optimal Pareto	$5 \cdot 10^7$	335	—	—	—	—
Proposed	10^3	71	0.02538	0.07554	0.03318	0.08650
	10^4	177	0.00253	0.01328	0.00341	0.01690
	10^5	324	0.00001	0.00095	0.00009	0.00657
Random sampling	10^3	37	0.05276	0.10615	0.05616	0.11307
	10^4	61	0.02631	0.08981	0.02875	0.07215
	10^5	82	0.01172	0.03770	0.01353	0.03820

Pareto fronts created by means of the proposed algorithm were compared with Pareto fronts constructed using the random sampling (RS) algorithm and the optimal Pareto fronts. The results are summarized in Table 4. We can see that the proposed algorithm with 10^5 evaluations allows us to get almost the same number of Pareto configurations as the optimal Pareto front contains. To show that obtained configurations S are very close to the optimal configurations P , the distances of obtained configurations to the nearest optimal configuration ($\forall s \in S : \min_{p \in P} |s - p|$) and the distances from the optimal configuration to the nearest obtained configurations ($\forall p \in P : \min_{s \in S} |s - p|$) are analyzed. Both algorithms provided configurations that are typically close to the optimal one, but RS missed a lot of important configurations. Note that the distance is calculated from estimated QoR and HW parameters normalized to range $<0,1>$.

4.2 Gaussian filters

The methodology was also applied to obtain approximate implementations of two versions of Gaussian image filter (fixed GF and generic GF). After profiling this accelerator and reducing the library of approximate circuits accordingly, random forest-based models of QoR and hardware parameters were created using 4000 training and 1000 testing randomly generated configurations. In the case of fixed GF, the fidelity of the area estimation model is 87% for hardware parameters and 92% for QoR. The fidelity of both models of generic GF is 89%. If the synthesis and simulations run in parallel, the detailed analysis of one configuration takes 10 s on average and the model-based estimation of one configuration takes 0.01 s on average.

The Pareto construction algorithm evaluated 10^6 candidate solutions. On average, 39 iterations were undertaken to find a new candidate suitable for the Pareto front.

Table 5 shows the size of the design space after performing particular steps of the proposed methodology. For example, there are $7.15 \cdot 10^{63}$ configurations in the generic GF design space. The elimination of irrelevant circuits in the library reduced the number of configurations to $3.75 \cdot 10^{23}$. The number of configurations is enormous because it would take 10^{17} years to analyze them. In contrast, the construction of 4000 random solutions for training of the models takes approximately 11 hours, 10^6 iterations of the proposed

Table 5: Size of the design space after performing particular steps of the proposed methodology

Application	# configurations			
	all possible	lib. pre-processing	pseudo Pareto	final Pareto
Sobel ED	$1.96 \cdot 10^{15}$	$4.92 \cdot 10^7$	335	62
Fixed GF	$7.35 \cdot 10^{34}$	$1.73 \cdot 10^{16}$	1166	132
Generic GF	$7.15 \cdot 10^{63}$	$3.75 \cdot 10^{23}$	946	102

Pareto construction algorithm employing the models takes 3 hours and the remaining 1000 configurations are analyzed in 3 hours. Finally, approximately 100 configurations that are Pareto optimal in terms of area, SSIM and energy are selected. In total, the proposed approach takes 17 hours on a common desktop. Hypothetically, if we would use the analysis instead of the estimation model in the Pareto front construction, the analysis of 10^6 configurations would take 115 days.

Figure 5 compares resulting Pareto fronts obtained using the proposed methodology (orange line), the RS-based Pareto front construction algorithm (blue line) and the uniform selection approach (black line). The uniform selection approach is a manual selection method which one would probably take if no automated design methodology is available. In this method, particular approximate circuits are deterministically selected to exhibit the same error WMED (relatively to the output range). Figure 5 shows that this

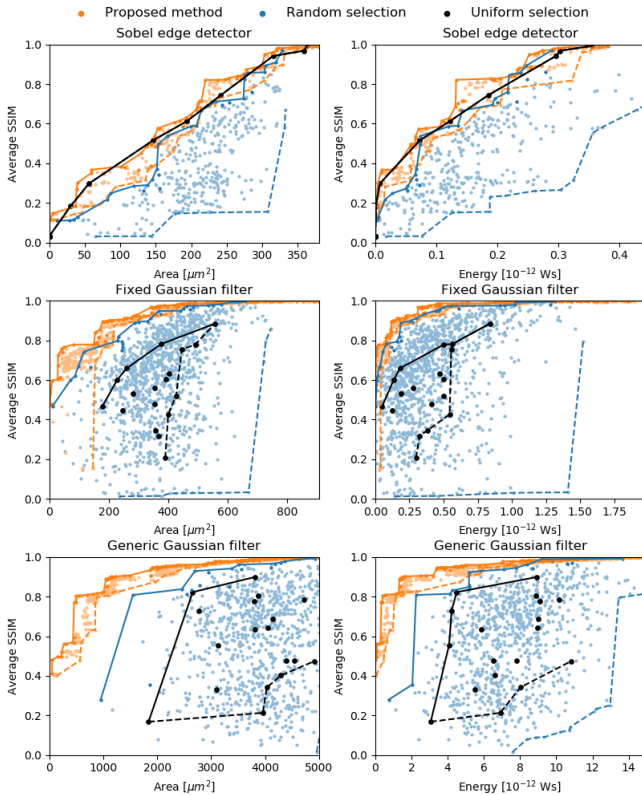


Figure 5: Pareto fronts showing best tradeoffs between SSIM, area and energy obtained using three methods (orange – the proposed method; blue – RS; black – uniform selection) for three approximate accelerators.

method provides relevant results only for accelerators containing a few operations. The randomly generated configurations (blue points) were obtained from a 3 hour run of the random configuration generation-and-evaluation procedure. They are included to these plots in order to emphasize high quality solutions obtained by the proposed method.

5 CONCLUSIONS

We developed an automatic design space exploration and circuit approximation methodology which replaces operations in an original accelerator by their approximate versions taken from a library of approximate circuits. In order to accelerate the approximation process, QoR and hardware parameters are estimated using computational models created by means of machine learning methods. On three case studies we have shown that the proposed methodology provides approximate accelerators showing high-quality tradeoffs between QoR and hardware parameters. Our methodology paves a way towards a fully automated approximation of complex accelerators that are composed of approximate operations whose error models are in principle unknown.

Acknowledgments. This work was supported by Czech Science Foundation project 19-10137S and by the Ministry of Education of Youth and Physical Training from the Operational Program Research, Development and Education project International Researcher Mobility of the Brno University of Technology – CZ.02.2.69/0.0/0.0/16_027/0008371

REFERENCES

- [1] S. Dai, Y. Zhou, et al. 2018. Fast and Accurate Estimation of Quality of Results in High-Level Synthesis with Machine Learning. In *Proc. 2018 IEEE 26th Int. Symp. Field-Programmable Custom Computing Machines (FCCM)*. 129–132.
- [2] F. Franchetti, T. M. Low, et al. 2018. SPIRAL: Extreme Performance Portability. *Proc. IEEE* 106, 11 (Nov 2018), 1935–1968.
- [3] M. A. Hanif, R. Hafiz, O. Hasan, and M. Shafique. 2017. QuAd: Design and Analysis of Quality-Area Optimal Low-Latency Approximate Adders. In *Design Automation Conference 2017 (DAC '17)*. Article 42, 6 pages.
- [4] Honglan Jiang, Cong Liu, Leibo Liu, Fabrizio Lombardi, and Jie Han. 2017. A Review, Classification, and Comparative Evaluation of Approximate Arithmetic Circuits. *J. Emerg. Technol. Comput. Syst.* 13, 4, Article 60 (Aug. 2017), 34 pages.
- [5] C. Li, W. Luo, S. S. Sapatnekar, and J. Hu. 2015. Joint Precision Optimization and High Level Synthesis for Approximate Computing. In *Proc. 52 Annual Design Automation Conference (DAC '15)*. Article 104, 6 pages.
- [6] H. R. Mahdiani, A. Ahmadi, S. M. Fakhraie, and C. Lucas. 2010. Bio-Inspired Imprecise Computational Blocks for Efficient VLSI Implementation of Soft-Computing Applications. *IEEE Trans. Circuits Syst. I, Reg. Papers* 57, 4 (April 2010), 850–862.
- [7] S. Mazahir, O. Hasan, R. Hafiz, and M. Shafique. 2017. Probabilistic Error Analysis of Approximate Recursive Multipliers. *IEEE Trans. Comput.* 66, 11 (2017).
- [8] S. Mazahir, O. Hasan, R. Hafiz, M. Shafique, and J. Henkel. 2017. Probabilistic Error Modeling for Approximate Adders. *IEEE Trans. Comput.* 66, 3 (March 2017), 515–530.
- [9] V. Mrazek, R. Hrbacek, et al. 2017. EvoApprox8b: Library of Approximate Adders and Multipliers for Circuit Design and Benchmarking of Approximation Methods. In *Design, Automation Test in Europe Conference Exhibition (DATE), 2017*. 258–261.
- [10] S. Rehman, W. El-Harouni, M. Shafique, A. Kumar, and J. Henkel. 2016. Architectural-space Exploration of Approximate Multipliers. In *Proc. Int. Conf. on Computer-Aided Design (ICCAD '16)*. Article 80, 8 pages.
- [11] D. Sengupta, F. S. Snigdha, et al. 2017. SABER: Selection of approximate bits for the design of error tolerant circuits. In *Design Automation Conference (DAC)*.
- [12] M. Shafique, W. Ahmad, R. Hafiz, and J. Henkel. 2015. A Low Latency Generic Accuracy Configurable Adder. In *Proc. Annual Design Automation Conf. (DAC '15)*. Article 86, 6 pages.
- [13] Z. Vasicek and L. Sekanina. 2015. Evolutionary Approach to Approximate Digital Circuits Design. *IEEE Tr. Evol. Comp.* 19, 3 (June 2015), 432–444.
- [14] S. Venkataramani, K. Roy, and A. Raghunathan. 2013. Substitute-and-simplify: A unified design paradigm for approximate and quality configurable circuits. In *DATE Design, Automation Test in Europe Conf.* 1367–1372.
- [15] S. Venkataramani, A. Sabne, et al. 2012. SALSAs: Systematic logic synthesis of approximate circuits. In *DAC Design Automation Conference 2012*. 796–801.
- [16] G. Zervakis, S. Xydias, et al. 2018. Multi-Level Approximate Accelerator Synthesis Under Voltage Island Constraints. *IEEE Trans. Circuits Syst. II, Exp. Briefs* (2018).